

# 2018 First-Year Student Profile

## Who's Coming To College?

### ACADEMIC BACKGROUND AND ASPIRATIONS

#### SELF RATING OF COLLEGE SKILLS

Rated self as above average or highest 10%



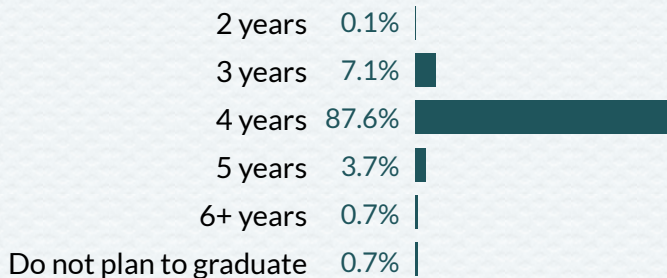
#### PAST EXPERIENCES

In the past year, students have frequently...

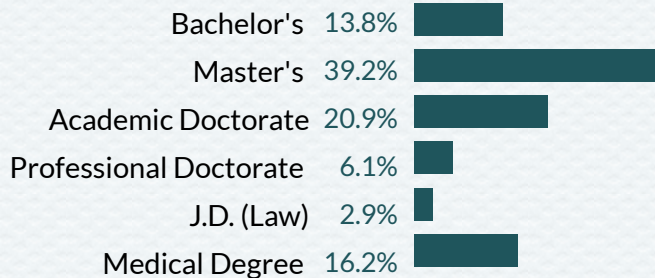
- 47% Studied with other students
- 41% Asked questions in class
- 32% Asked a teacher for advice after class
- 26% Tutored another student
- 65% Supported their opinions with a logical argument
- 62% Sought solutions to a problem and explained them
- 45% Sought alternative solutions to a problem
- 57% Accepted mistakes as part of the learning process
- 54% Evaluated the quality/reliability of information
- 43% Explored topics on their own
- 33% Looked up scientific research articles & resources
- 8% Fallen asleep in class
- 4% Failed to complete homework on time

#### EXPECTATIONS FOR COLLEGE EXPERIENCES

Number of years expected to take to graduate

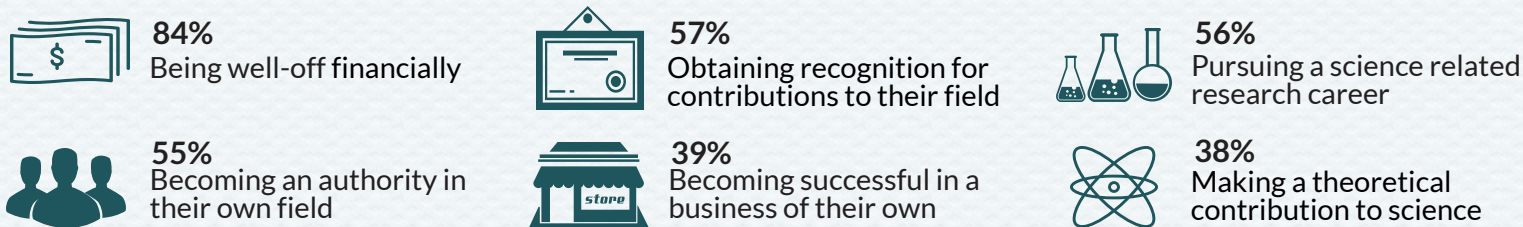


Highest academic degree planned



#### CAREER GOALS

Rated as very important or essential



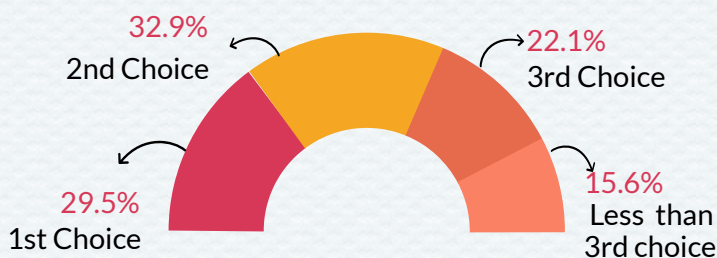
# 2018 First-Year Student Profile

## Who's Coming To College?

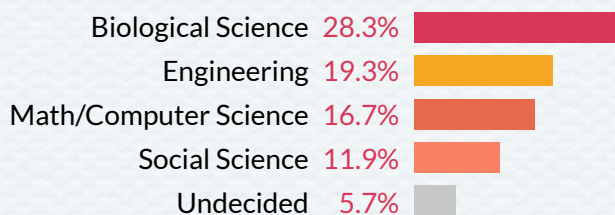
### COLLEGE CHOICE

#### RANKINGS

Is UC San Diego your:



Top 5 intended majors:



#### REASONS FOR CHOOSING UC SAN DIEGO

Indicated reason as **very important**

- 76% This college has a very good academic reputation
- 54% This college's graduates get good jobs
- 33% This college's graduates make a difference in the world
- 29% Rankings in national magazines
- 28% A visit to this campus
- 17% Wanted to go to a school about the size of this college
- 16% Wanted to live near home
- 16% My parents/relatives wanted me to come here
- 9% High school counselor advised me
- 7% My teacher advised me
- 33% Offered financial assistance
- 8% Not offered aid by first choice
- 8% Could not afford first choice

### FINANCES

#### SOURCES OF FUNDING

Estimate of parents'/guardians' total income

- 34.9% Less than \$30,000
- 25.5% \$30,000 to 74,999
- 23.6% \$75,000 to 124,999
- 15.1% \$125,000 to 199,999
- 17.6% More than \$200,000

Received the following forms of financial aid

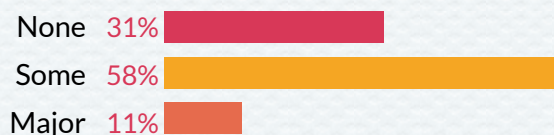
- 39% Need-based grants or scholarships
- 34% Pell Grant
- 33% Merit-based grants or scholarships
- 29% Work-study
- 4% Military grants

#### ABILITY TO FINANCE COLLEGE

Parents'/Guardians' current employment status

- 78% Employed
- 3% Seasonally Employed
- 15% Unemployed
- 5% Retired

Concerns about financing college education



#### EXPECTATIONS FOR WORK

Indicated a **very good chance** they will...

- 45% Get a job to help pay for college expenses

# 2018 First-Year Student Profile

## • Who's Coming To College? •

### INTER-GROUP RELATIONS AND GLOBAL CITIZENSHIP

#### SELF RATING OF RELATIONAL SKILLS

Rated as a **major strength** or **somewhat strong**



85%

Work cooperatively with diverse people



85%

Tolerance of others with different beliefs



80%

See the world from someone else's perspective



70%

Discuss and negotiate controversial issues

#### PAST EXPERIENCES

In the past year, students have **frequently**...

- 36% Publicly communicated my opinion about a cause
- 13% Performed volunteer work
- 8% Helped raise money for a cause or campaign
- 4% Demonstrated for a cause (boycott, rally, protest)

#### FUTURE EXPECTATIONS

Indicated a **very good chance** they will...

- 54% Participate in student clubs/groups
- 50% Vote in a local, state, or national election
- 33% Participate in volunteer or community service work
- 31% Participate in a study abroad program
- 8% Participate in student government
- 6% Join a social fraternity or sorority

#### COMMUNITY GOALS

Rated as **very important** or **essential**



75%

Helping others who are in difficulty



64%

Improving understanding of other countries & cultures



54%

Developing a meaningful philosophy of life



47%

Helping to promote racial understanding



39%

Being a community leader



35%

Participating in a community action program

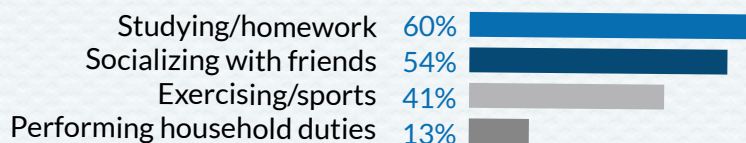
### HEALTH AND WELLNESS

#### PAST EXPERIENCES

In the past year, students have **frequently**...

- 38% Felt overwhelmed by all they had to do
- 34% Felt anxious
- 19% Sought personal counseling
- 14% Felt depressed
- 2% Drank beer
- 2% Consumed wine or liquor

During their last year of high school, students spent **at least 6-10 hours** on the following activities:



# 2018 First-Year Student Profile

## Who's Coming To College?

### OPINIONS AND BELIEFS

#### OPINIONS ABOUT POLITICAL & SOCIAL ISSUES

Students indicated they strongly agree that...



**85%**  
Women should receive the same salary opportunities for advancement as men in comparable positions



**63%**  
Sexual activity that occurs without the presence of explicit affirmative consent is considered sexual assault



**42%**  
Colleges should prohibit racist or sexist speech on campus



**26%**  
Dissent is a critical component of the political process



**12%**  
Colleges have the right to ban extreme speakers from campus



**8%**  
Disadvantaged students should be given preferential treatment in college admissions

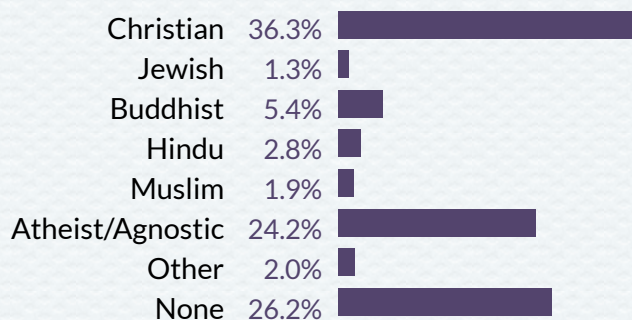


**3%**  
Racial discrimination is no longer a major problem in America

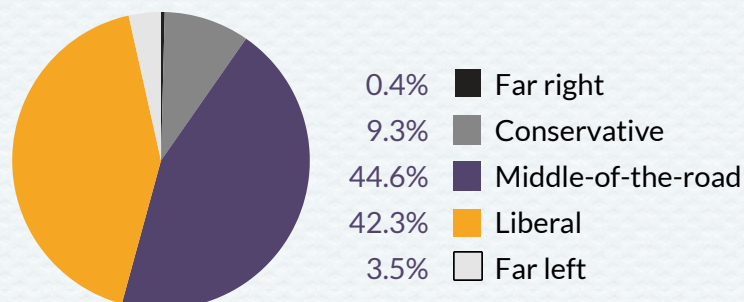


**3%**  
The United States should intervene in the wars of other countries

#### RELIGIOUS AFFILIATIONS



#### POLITICAL AFFILIATIONS



#### PAST EXPERIENCES

In the past year, students have frequently...



**31%**  
Discussed politics



**22%**  
Attended religious service



**21%**  
Discussed religion

#### CIVIC GOALS

Rated as very important or essential



**63%**  
Raising a family



**42%**  
Keeping up to date with political affairs



**37%**  
Integrating spirituality into my life